

NovaSeq™ 6000 Sequencing System

Scalable throughput and flexibility for virtually any genome, sequencing method, and scale of project.

Highlights

- Scalable platform
Match data output, time to results, and price per sample to study needs
- Flexible performance
Configure sequencing method, flow cell type, and read length to support a broad range of applications
- Streamlined operation
Increase lab efficiency with a simplified workflow and reduced hands-on time

Introduction

The NovaSeq 6000 System (Figure 1) unleashes a new era in sequencing with groundbreaking innovations, providing users with the throughput, speed, and flexibility to complete projects faster and more economically than ever before. Leveraging proven Illumina next-generation sequencing (NGS) technology, multiple flow cell types, two library loading workflows, and various read length combinations, the NovaSeq 6000 System enables effective throughput scaling to suit virtually any study needs.

Applications requiring large amounts of data, such as human whole-genome sequencing (WGS), ultradeep exome sequencing, and tumor-normal profiling can now be completed in a more cost-effective manner. For additional flexibility, the NovaSeq Xp workflow supports individual lane loading for sequencing different libraries in each flow cell lane. When combined with lower output flow cells, the same instrument can be used for less data intensive methods. Every project, regardless of the size or goal, will benefit from easy operation and integration with data storage and analysis tools that help streamline the overall experimental workflow. Whether running a single NGS system or a large fleet, the NovaSeq 6000 System opens new possibilities across a range of sample types, sequencing methods, and applications.

Scalable platform

The NovaSeq 6000 System provides access to a powerful, high-throughput genomics solution that empowers users to perform studies at the throughput and price per sample that meets their research objectives.



Figure 1: The NovaSeq 6000 System—Transforming sequencing by combining throughput, flexibility, and ease of use for virtually any method, genome, and scale.

Match data output to project needs

The NovaSeq 6000 System offers output up to 6 Tb and 20 B reads in < 2 days.* Multiple flow cell types and read length combinations offer flexible output and run time configurations based on project needs (Table 1).

NovaSeq S Prime (SP), S1, and S2 flow cells provide quick and powerful sequencing for most high-throughput applications. With fewer reads than a HiSeq™ 2500** or HiSeq 4000 flow cell and the flexibility of individual lane loading, the NovaSeq SP and S1 flow cells allows existing HiSeq System users to transition easily, without the need to batch additional samples per run.

The NovaSeq S4 flow cell enables high-throughput cost-effective sequencing across a range of applications, making in-house WGS or WES studies an attractive and affordable option for more labs.

*The NovaSeq SP reagent kits will be released soon.

**Comparison reads for the HiSeq 2500 System based on specifications for the v4 (high output) flow cell.

Flexible performance

The NovaSeq 6000 System offers tremendous flexibility in sequencing options, supporting an extensive output range (Figure 2). Users can mix and match between four flow cell types (SP, S1, S2, or S4), run one or two flow cells at a time, and choose between multiple read lengths to easily adjust output and sample throughput for each sequencing run (Table 1).

Maximize library loading configurations

The NovaSeq 6000 System offers two methods for flow cell loading: the NovaSeq Xp or standard workflow.

NovaSeq Xp workflow

With the optional NovaSeq Xp workflow, users can load each flow cell lane individually to separate different projects or methods between lanes. The NovaSeq Xp workflow also allows users to multiplex samples within a lane to maximize the total number of samples per flow cell (eg, 96-plex per lane in each of the four lanes on a NovaSeq S4 flow cell for a total of 384 samples). As an added benefit, this multiplexing reduces the amount of DNA input required compared to the standard workflow.

The NovaSeq Xp workflow, available separately, is an alternative to standard onboard cluster generation. It consists of the NovaSeq Xp Kit containing reagents and a disposable manifold for sample loading, and the NovaSeq Xp Flow Cell Dock that holds flow cells for loading. The NovaSeq Xp workflow is compatible with automation.

Standard workflow

For faster sample loading, the NovaSeq 6000 System offers the standard workflow featuring fully automated onboard cluster generation for ease of use and reduced hands-on time. Prepared libraries are loaded directly into a sample tube that sits in a preconfigured reagent cartridge, which is loaded directly onto the system for fully automated cluster generation.

Wide range of sequencing methods

The NovaSeq 6000 System is compatible with various Illumina library preparation kits, supporting a wide range of methods, from expression profiling to WGS and beyond (Table 2).

Streamlined operation

The NovaSeq 6000 System increases lab efficiency through several advanced features (Figure 3):

- Load-and-go reagent cartridges represent an 80% reduction in consumables compared to the HiSeq Series of Systems
- Ready-to-use reagents require no preparation other than thawing, eliminating the need for user intervention, minimizing human error, and drastically reducing run setup time to minutes
- Radio-frequency identification (RFID)-encoded consumables enable automated reagent traceability and ensure compatibility of all sequencing reagents and flow cells
- Automated flow cell loading and onboard cluster generation minimize hands-on time

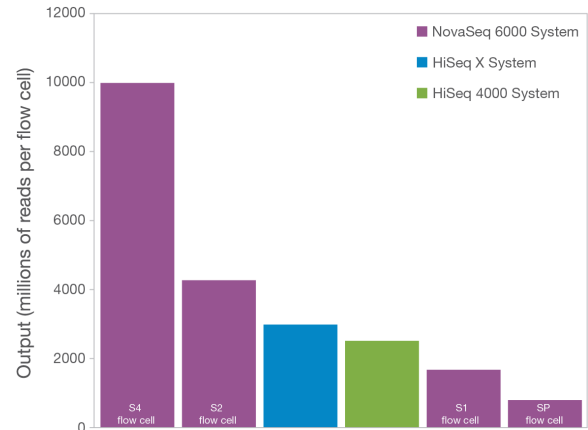


Figure 2: The NovaSeq 6000 System offers the broadest output range—The NovaSeq 6000 System generates from 80 Gb and 800 M reads to 3 Tb and 10 B reads of data in single flow cell mode. In dual flow cell mode, output can be up to 6 Tb and 20 B reads. The tunable output makes the NovaSeq 6000 System accessible for a wide range of applications.

Table 1: NovaSeq 6000 System flow cell specifications

Flow cell type	SP	S1	S2	S4
Lanes per flow cell	2	2	2	4
Output per flow cell ^{a,b}				
2 × 50 bp	65-80 Gb	134-167 Gb	333-417 Gb	N/A ^c
2 × 100 bp	N/A ^c	266-333 Gb	667-833 Gb	1600-2000 Gb
2 × 150 bp	200-250 Gb	400-500 Gb	1000-1250 Gb	2400-3000 Gb
Single reads (clusters passing filter)				
	0.65-0.8 B	1.3-1.6 B	3.3-4.1 B	8-10 B
Paired-end reads (clusters passing filter)				
	1.3-1.6 B	2.6-3.2 B	6.6-8.2 B	16-20 B
Quality scores ^d				
2 × 50 bp		≥ 85%		
2 × 100 bp		≥ 80%		
2 × 150 bp		≥ 75%		
Run time ^e				
2 × 50 bp	~13 hr	~13 hr	~16 hr	N/A ^c
2 × 100 bp	N/A ^c	~19 hr	~25 hr	~36 hr
2 × 150 bp	~25 hr	~25 hr	~36 hr	~44 hr

- Output and read number specifications based on a single flow cell using Illumina PhiX control library at supported cluster densities. The NovaSeq 6000 System can run one or two flow cells simultaneously.
- Performance metrics for the NovaSeq SP reagent kit are subject to change.
- N/A: not applicable.
- Quality scores are based on NovaSeq S2 Reagent Kits run on the NovaSeq 6000 System using an Illumina PhiX control library. Performance may vary based on library type and quality, insert size, loading concentration, and other experimental factors.
- Run times are based on running two flow cells of the same type. Starting two different flow cells will impact run time.

Cutting-edge technology

The NovaSeq 6000 System represents the most powerful, simple, scalable, and reliable high-throughput Illumina sequencing platform to date, producing outstanding data quality. The instrument relies on proven Illumina sequencing by synthesis (SBS) chemistry. This proprietary reversible terminator-based method enables the massively parallel sequencing of billions of DNA fragments, detecting single bases as they are incorporated into growing DNA strands. The method significantly reduces errors and missed calls associated with strings of repeated nucleotides (homopolymers).

Ingenious design

The NovaSeq 6000 System unites high-performance imaging with the latest patterned flow cell technology to deliver massive increases in throughput. Superior optics offer high-resolution, high-speed scanning, contributing to making the NovaSeq 6000 System the highest throughput Illumina sequencing platform yet.

The redesigned NovaSeq flow cells improve upon patterned flow cells first deployed on the HiSeq X System. Each flow cell contains billions of nanowells at fixed locations for even cluster spacing and uniform feature size. NovaSeq flow cells reduce spacing between nanowells, significantly increasing cluster density. Combining the higher cluster density with proprietary exclusion amplification clustering maximizes the number of nanowells occupied by DNA clusters originating from a single DNA template for a substantial increase in data output.

Comprehensive sequencing ecosystem

The NovaSeq 6000 System forms the cornerstone of a sequencing ecosystem that encompasses workflow management, manual or automated library preparation, sequencing, data analysis and interpretation, and service and support (Figure 4).

Laboratory information management system (LIMS)

The NovaSeq 6000 System is fully compatible, out of the box, with BaseSpace™ Clarity LIMS. Using a LIMS, labs can improve operational efficiency with comprehensive sample and reagent tracking, automated workflows, and integrated instrument operation. BaseSpace Clarity LIMS offers an intuitive user interface and preconfigured workflows, enabling rapid adoption for immediate process tracking and scalability. The NovaSeq 6000 System can also be integrated with user-developed and other third-party LIMS.

Automated library preparation

Illumina has partnered with leading automated liquid-handling suppliers to develop several “Illumina Qualified” methods (Table 2). The Illumina Qualified designation means that libraries prepared with these methods perform comparably to those prepared manually. Illumina Qualified methods can be rapidly installed for immediate use in any lab, minimizing time-consuming, costly development efforts. Automating library preparation increases uniformity across




Figure 3: The NovaSeq 6000 System provides straightforward operation—Many features of the NovaSeq 6000 System are designed to simplify genomic studies, including (A) intuitive touch screen interface, (B) lighted LED display indicates flow cell status, (C) snap-in cartridges contain ready-to-use reagents, and (D) waste containers that can be easily removed for disposal.

Table 2: Examples of common sequencing methods

Whole-genome sequencing
TruSeq™ DNA PCR-Free ^a
Nextera™ DNA Flex ^a
IDT for Illumina-TruSeq DNA UD Indexes (24 indexes, 96 samples) ^{b,c}
IDT for Illumina-TruSeq DNA UD Indexes (96 indexes, 96 samples) ^{b,c}
Targeted resequencing
TruSeq Workflow with IDT Enrichment and Exome ^b
Nextera Workflow with IDT Enrichment and Exome ^b
TruSeq RNA Exome Enrichment ^a
RNA sequencing
TruSeq Stranded Total RNA ^a
TruSeq Stranded mRNA ^a
IDT for Illumina-TruSeq RNA UD Indexes (24 indexes, 96 samples) ^{b,c}
IDT for Illumina-TruSeq RNA UD Indexes (96 indexes, 96 samples) ^{b,c}
Methylation sequencing
TruSeq Methyl Capture EPIC

Library prep methods listed are only examples of those available for use with the NovaSeq 6000 System. For a complete list, visit www.illumina.com.

a. An Illumina Qualified Method is available
 b. IDT = Integrated DNA Technologies
 c. UD Indexes = Unique Dual Indexes

experiments, minimizes errors, reduces hands-on time, and enables higher throughput, allowing users to harness the unmatched productivity of the NovaSeq 6000 System.

Data analysis

Data from the NovaSeq 6000 System can be streamed into BaseSpace Sequence Hub, a user-friendly genomics cloud computing platform optimized for processing large data volumes. BaseSpace Sequence Hub offers simplified data management,

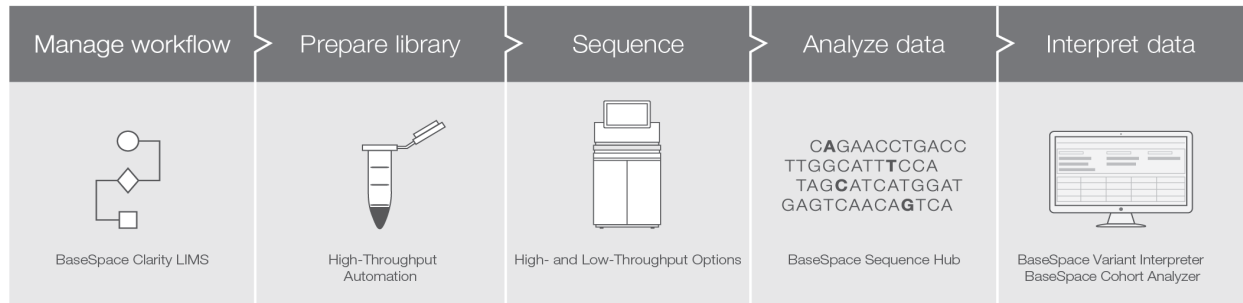


Figure 4: The NovaSeq 6000 System is part of a comprehensive sequencing ecosystem—The NovaSeq 6000 System is compatible with BaseSpace Clarity LIMS, the Illumina library preparation kit portfolio, Illumina Qualified Methods support, and BaseSpace Sequence Hub, simplifying sequencing operations with a single, unified workflow.

analysis, and storage. Data analysis tools include alignment and variant detection, annotation, visualization, interpretation, and somatic variant calling. For other analysis options, including in-house pipelines, NovaSeq System Software generates base calls and quality scores in real time as per cycle base call (*.cbcl) files. The included bcl2fastq2 software translates *.cbcl files into FASTQ files for downstream analysis.

Summary

The NovaSeq 6000 System expands NGS possibilities for all researchers. With unmatched scalable throughput, tremendous flexibility for a range of applications, and streamlined operation, the NovaSeq 6000 System is the most powerful high-throughput Illumina sequencing system to date, perfectly positioned to help users uncover more about the genome than ever before.

Learn more

To learn more about the NovaSeq 6000 System, visit www.illumina.com/novaseq

Ordering information

System	Catalog No.
NovaSeq 6000 System	20012850
Sequencing Reagent Kits	Catalog No.
NovaSeq 6000 SP Reagent Kit (300 cycles)	(coming soon)
NovaSeq 6000 SP Reagent Kit (100 cycles)	(coming soon)
NovaSeq 6000 S1 Reagent Kit (300 cycles)	20012863
NovaSeq 6000 S1 Reagent Kit (200 cycles)	20012864
NovaSeq 6000 S1 Reagent Kit (100 cycles)	20012865
NovaSeq 6000 S2 Reagent Kit (300 cycles)	20012860
NovaSeq 6000 S2 Reagent Kit (200 cycles)	20012861
NovaSeq 6000 S2 Reagent Kit (100 cycles)	20012862
NovaSeq 6000 S4 Reagent Kit (300 cycles)	20012866
NovaSeq 6000 S4 Reagent Kit (200 cycles)	20027466
NovaSeq Xp Workflow	
NovaSeq Xp Flow Cell Dock	20021663
NovaSeq Xp 2-Lane Kit	20021664
NovaSeq Xp 4-Lane Kit	20021665

NovaSeq 6000 System specifications

Specifications
Instrument configuration Computer and touch screen display Installation setup and accessories Data collection and analysis software
Instrument control computer Base Unit: Portwell WADE-8022 with Intel i7 4700EQ CPU Memory: 2 × 8 GB DDR3L SODIMM Hard Drive: None Solid-State Drive: 256 GB mSATA Operating System: Windows Note: Computer configurations will be upgraded regularly; contact your local account manager for current configuration.
Operating environment Temperature: 19°C to 25°C (22°C ±3°C), <2°C change per hour Humidity: Noncondensing 20-80% relative humidity Altitude: Below 2000 meters (6500 feet) Ventilation: Maximum of 8530 BTU/h and average 6000 BTU/h For Indoor Use Only.
Laser 532 nm, 660 nm, 780 nm, 790 nm
Dimensions W × D × H: 80.0 cm (31.5 in) × 94.5 cm (37.2 in) × 165.6 cm (65.2 in) with monitor Weight: 481 kg (1059 lb), includes 3.5 kg (7.8 lb) for leak tray and 0.9 kg (2 lb) for keyboard and mouse Crated Weight: 628 kg (1385 lb)
Power requirements 200-240 VAC 50/60Hz, 16A, single phase, 2500 W Illumina provides a region-specific uninterruptible power supply
Network connection Dedicated 1 Gb connection between the instrument and data management system. Connect directly or through a network switch.
Bandwidth for network connection 200 Mb/s/instrument for internal network uploads 200 Mb/s/instrument for BaseSpace Sequence Hub network uploads 5 Mb/s/instrument for Instrument Operational Data uploads